# RENTABILIDADE DOS PERFIS DE INVESTIMENTOS

## JUNHO DE 2021

| Perfis | 2020 | | | | | | 2021 | | | | | | Acum. Ano | 12 Meses | 24 Meses | 36 Meses | 48 Meses |
|---|---|---|---|---|---|---|---|---|---|---|---|---|---|---|---|---|---|
| | JUL | AGO | SET | OUT | NOV | DEZ | JAN | FEV | MAR | ABR | MAI | JUN | | | | | |
| SB | 0,33% | 0,25% | -0,14% | 0,18% | 0,25% | 0,48% | -0,06% | 0,16% | 0,16% | 0,48% | 0,37% | 0,45% | 1,58% | 2,95% | 8,19% | 15,28% | 23,57% |
| SB ZERO | 0,48% | 0,25% | -0,12% | 0,22% | 0,32% | 0,62% | -0,04% | 0,00% | 0,04% | 0,53% | 0,40% | 0,30% | 1,24% | 3,04% | 8,86% | 17,75% | 27,60% |
| SB 20 | 2,42% | -0,23% | -1,75% | 0,70% | 2,77% | 1,96% | -0,58% | -0,43% | 0,53% | 1,12% | 1,20% | 0,53% | 2,39% | 8,46% | 14,44% | 29,64% | 41,96% |
| SB 40 | 4,24% | -0,71% | -3,30% | 1,16% | 5,31% | 3,28% | -1,11% | -0,83% | 0,99% | 1,65% | 1,90% | 0,71% | 3,31% | 13,78% | 19,16% | 41,42% | 56,11% |

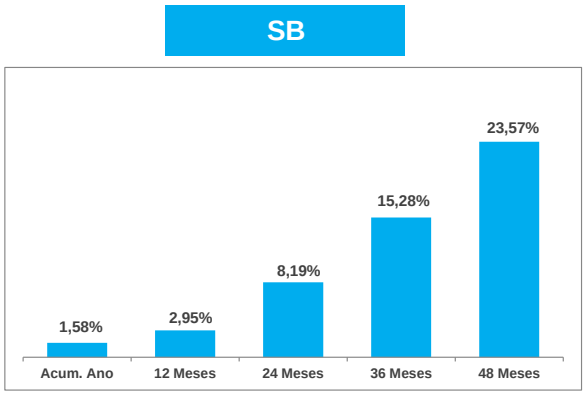


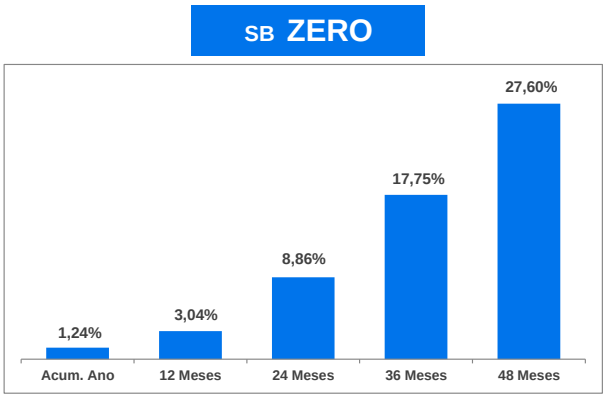


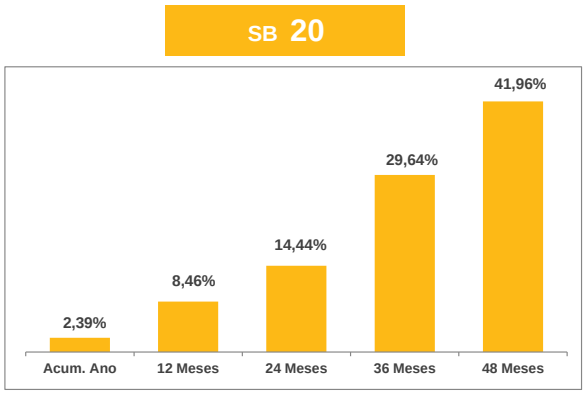


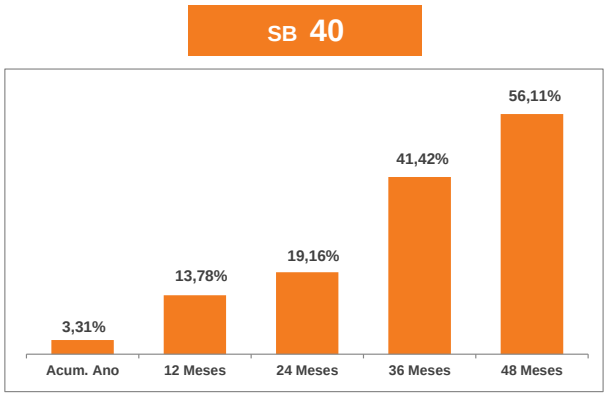


Ressaltamos que a avaliação da performance do plano deve ser pautada em uma perspectiva de longo prazo, considerando a natureza previdenciária deste investimento.